

Tokenale instruction



STEP 1 REGISTER A WALLET

To receive and send Ether, you need to register an Ethereum wallet the online wallet «MyEtherWallet».

How to use MyEtherWallet (recommended)



We recommend our investors to use the online wallet MyEtherWallet. By using MyEtherWallet you have access to your wallet and can send and receive coins. Because this app is an Ethereum extension it can be used for the MLT tokens and previous ETH purchases as well.

Create new wallet

In order to register MyEtherWallet visit www.myetherwallet.com. Enter a password. This password encrypts your private key. This does not act as a seed to generate your keys. You will need this password + your private key to unlock your wallet.

Create New Wallet

Enter a password

Do NOT forget to save this!

Create New Wallet

Save your Keystore File

Save your Keystore File in the safe place. Do not lose it! It cannot be recovered if you lose it. Do not share it! Your funds will be stolen if you use this file on a malicious/phishing site. Make a backup! Secure it like the millions of dollars it may one day be worth.

Save your **Keystore** File.

Download Keystore File (UTC / JSON)

****Do not lose it!**** It cannot be recovered if you lose it.

****Do not share it!**** Your funds will be stolen if you use this file on a malicious/phishing site.

****Make a backup!**** Secure it like the millions of dollars it may one day be worth.

I understand. Continue.

Save Your Private Key

Save Your Private Key. Do not lose it! It cannot be recovered if you lose it. Do not share it. Your funds will be stolen if you use this file on a malicious/phishing site. Make a backup. Secure it like the millions of dollars it may one day be worth.

Save Your **Private Key**.

```
5f8d7ed09d6dc00e4e730a4f4447880d69852a2bbeb82d38b07d4ecbcd672c1c
```

Print Paper Wallet

****Do not lose it!**** It cannot be recovered if you lose it.

****Do not share it!**** Your funds will be stolen if you use this file on a malicious/phishing site.

****Make a backup!**** Secure it like the millions of dollars it may one day be worth.

Save Your Address. →

Unlock your wallet to see your address

Choose «Keystore / JSON File» point. And push «SELECT WALLET FILE» button and

select keystore file from your pc.

Unlock your wallet to see your address

Your Address can also be known as your **Account #** or your **Public Key**. It is what you share with people so they can send you Ether or Tokens. Find the colorful address icon. Make sure it matches your paper wallet & whenever you enter your address somewhere.

How would you like to access your wallet?

- MetaMask / Mist
- Ledger Wallet
- TREZOR
- Digital Bitbox
- Keystore / JSON File [?](#)
- Mnemonic Phrase [?](#)
- Private Key [?](#)
- Parity Phrase [?](#)

Select Your Wallet File

⊗ This is not a recommended way to access your wallet.

Entering your private key on a website dangerous. If our website is compromised or you accidentally visit a different website, your funds will be stolen. Please consider:

- [MetaMask or A Hardware Wallet or Running MEW Offline & Locally](#)
- [Learning How to Protect Yourself and Your Funds](#)

If you must, please double-check the URL & SSL cert. It should say <https://www.myetherwallet.com> & **MYETHERWALLET LLC** in your URL bar.

SELECT WALLET FILE...

Enter the password.

SELECT WALLET FILE...


Your wallet is encrypted. Good! Please enter the password.

Password

Account

Scroll the page down to see the wallet data. You have now successfully created your MyEtherWallet account and are ready to start using it.


Your Address

0xE0a8B85e50EF6a14216cd978279E3A6E879A2F1c 

Keystore File (UTC / JSON - Recommended - Encrypted)

Download


Private Key (unencrypted)

..... 

Print Paper Wallet

Print Paper Wallet

Account Address



 0xE0a8B85e50EF6a14216cd978279E3A6E879A2F1c

Account Balance


0 ETH

Transaction History

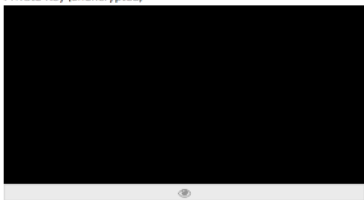
[ETH \(https://etherscan.io\)](https://etherscan.io)
[Tokens \(Ethplorer.io\)](#)

Learn more about protecting your funds.  

Your Address



Private Key (unencrypted)



Token Balances

[How to See Your Tokens](#)

You can also view your Balances on <https://etherscan.io> or [ethplorer.io](#)

Show All Tokens Add Custom Token

Equivalent Values

BTC: 0	REP: 0
USD: 50.00	EUR: €0.00
CIF: 0.00	GIBP: £0.00

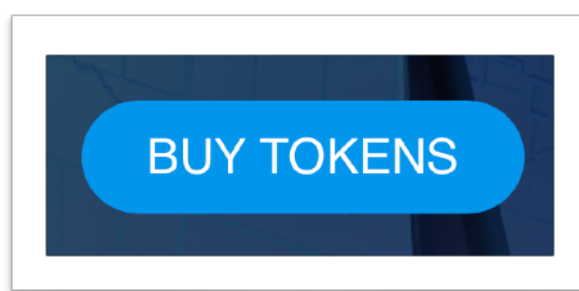
These are only the equivalent values for ETH, not tokens. Sorry!

STEP 2 BUYING AND SENDING ETH TO WALLET

Now visit an online seller like coinbase.com, cex.io (the quickest way but high commissions), coinmama.com, bitpanda.com indacoin.com or other. Buy ETH by credit card or bank transfer and let it be sent to your previously created wallet's Ethereum address. If you are situated in the US, the most comfortable way is to buy ETH directly in MetaMask.

STEP 3 BUY MLT TOKENS

Now visit our web site mltoken.io and tap Buy tokens.



Please fill in the registration form.

REGISTRATION

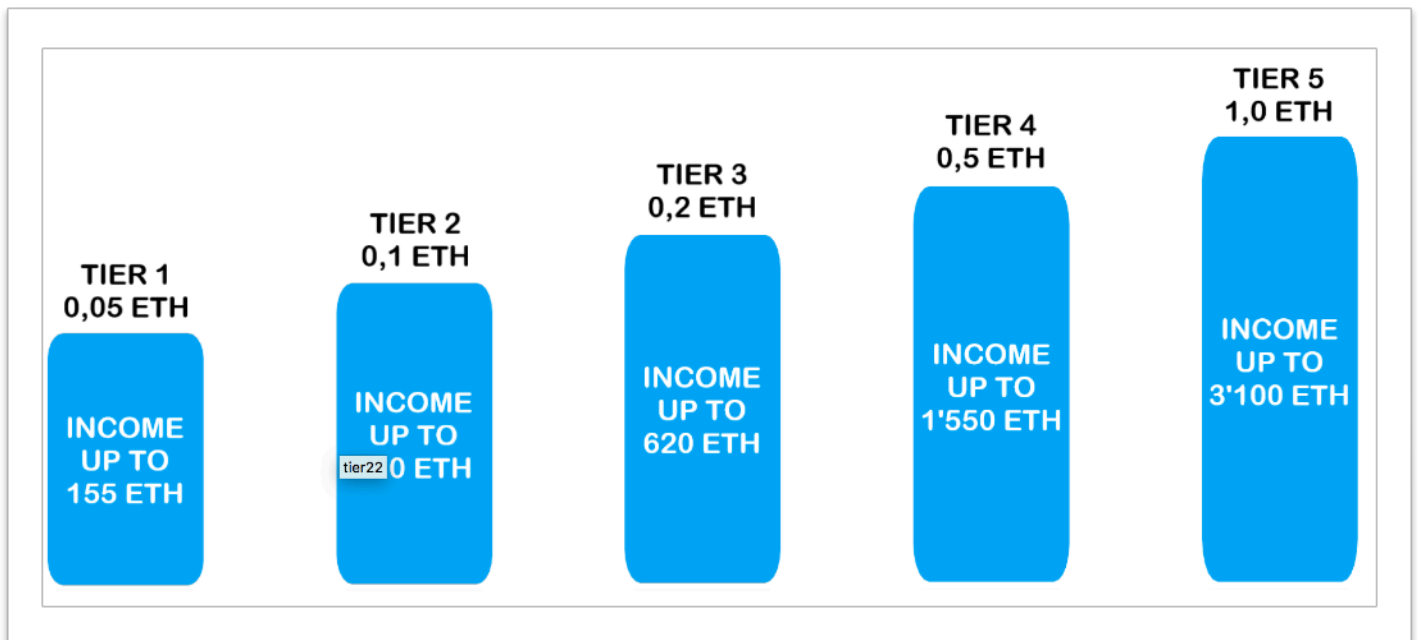
Username(do not use space key!)

Your e-mail

Your ETH Wallet

SIGN UP

Check your e-mail and choose an investment program by clicking on the appropriate Tier.



Copy the contributions address and transfer to it the amount of the selected program.
Do not forget to follow the instructions for transferring ETH.

TIER 1

Thanks for your interest in our MLT token.


To complete you payment of MLT tokens in accordance with the chosen **TIER 1**

Make a transfer of **0.05 ETH** to following address
0xc6e095f5fB53339D8F4C7f576ccD37bE05E5B67E with the gas limit of **330 000** and gas price **15 gwei!**

If you wish to invest more, you just do it the same way as pointed above, so each time you make 0.05 ETH with 330 000 and gas price 15 gwei.

Please don't send us more or less of that declared amount. Should the paid amount be less or exceed the declared ones, received payments shall be charged off with no compensation.

If the received amount is larger than declared, difference shall be deducted likewise.
Please don't use your cryptocurrency exchange wallet to make a transfer not corresponding with ERC-20 standard.



Congratulations! You bought MLT tokens!

Now you can check your MLT balance with your wallet or by visiting <https://etherscan.io>.